

ELECTRONIC APPENDIX

This is the Electronic Appendix to the article

A within-species warning function for an aposematic signal

by

Daniel R. Papaj & Ginny M. Newsom

Proc. R. Soc. B ([doi:10.1098/rspb.2005.3186](https://doi.org/10.1098/rspb.2005.3186))

Electronic appendices are refereed with the text; however, no attempt is made to impose a uniform editorial style on the electronic appendices.

(a)



(b)



(c)



(d)



(e)

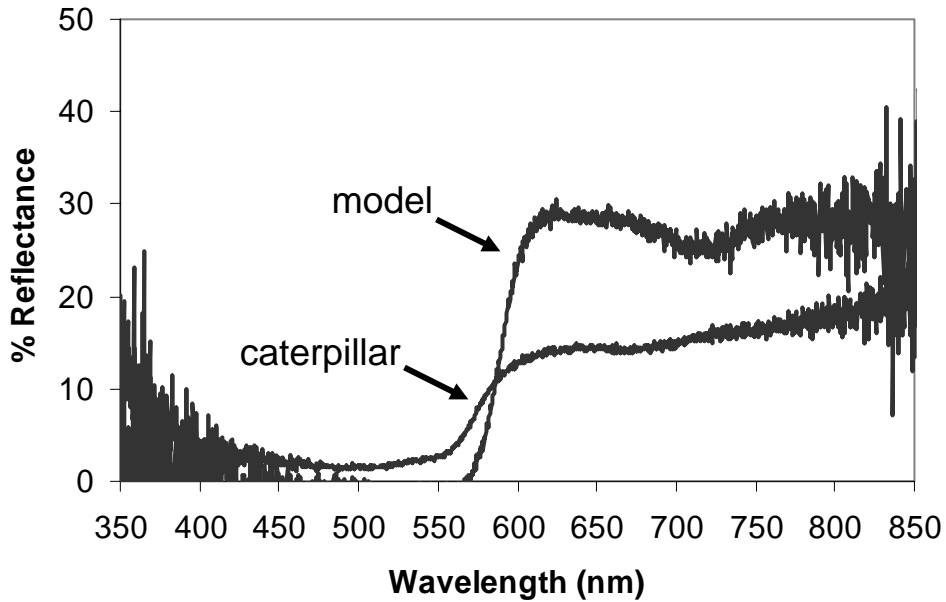


(f)



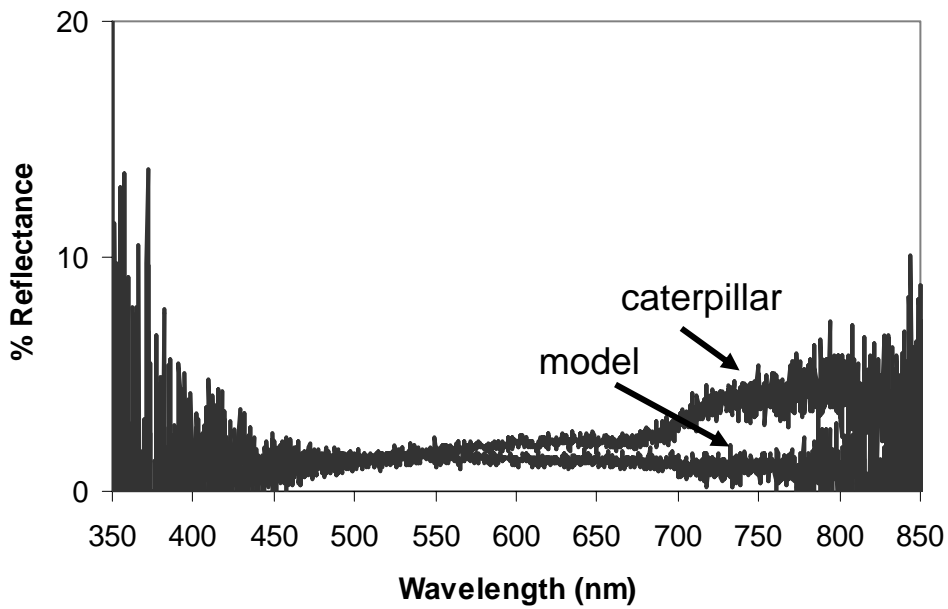
Photos of host plant, *Aristolochia watsoni*, and life stages of the pipevine swallowtail butterfly, *Battus philenor*. a. eggs. b. adults mating. c. red-form 5th instar larva. d. black-form 5th instar larva. e. green form of *A. watsoni*. f. green, red and black artificial models of 5th instar larva. Photo of eggs by J.C. Oliver. Other photos by D. Papaj.

Red Caterpillar vs. Model



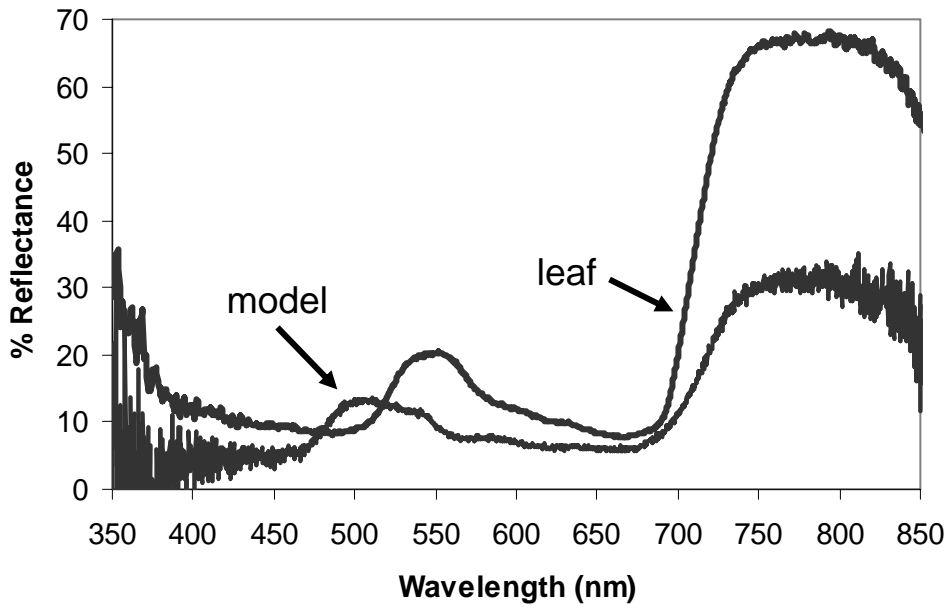
Reflectance spectra of red form *B. philenor* caterpillar, and corresponding red caterpillar models. Recorded with an Ocean Optics USB2000 spectrophotometer, with tungsten halogen light source, and referenced against a white Spectralon standard.

Black Caterpillar vs. Model



Reflectance spectra of black form *B. philenor* caterpillar, and corresponding black caterpillar models. Recorded with an Ocean Optics USB2000 spectrophotometer, with tungsten halogen light source, and referenced against a white Spectralon standard.

Green Caterpillar Model vs. Leaf



Reflectance spectra of green *B. philenor* caterpillar model and leaf of green form of *A. watsoni*. Recorded with an Ocean Optics USB2000 spectrophotometer, with tungsten halogen light source, and referenced against a white Spectralon standard.